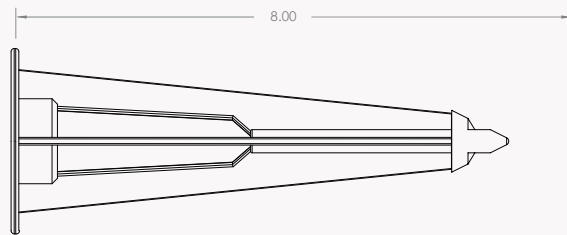


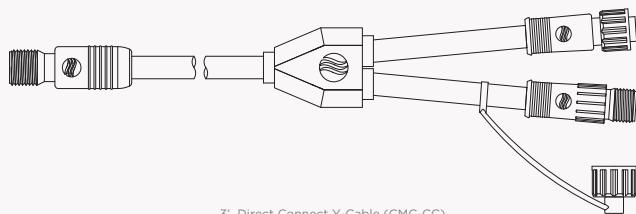
18" STAKE MOUNT KIT

The 18" Stake Mount Kit has all the components you need to install your Wash Light as a path light. This kit is designed to mount a Wash Light as a downlight in the ground in the same way as a FLEX Path Light. Includes (1) 8" Removable Tip Stake, (1) 18" Fixed Riser and (1) 3' CMC-CC Y-Cable to bring this fixture as close to FLEX as possible!

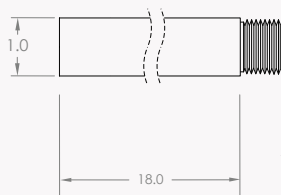
Note: Depending on soil type, a Tri-Stabilizer may be required to prevent the fixture from leaning.



8" Removable Tip Stake



3' Direct Connect Y-Cable (CMC-CC)



18" Fixed Riser



VINTAGE



BEADED

18" STAKE MOUNT KIT SPECIFICATIONS

Size (H x W): See individual product page

Weight: See individual product page

Construction: Solid Brass

Finish: Vintage Brass & Beaded Brass

Mounting: Stake

Fixture Connector: CMC Female, CC Male,
and CC Female

Wiring: Removable 3' CMC-CC Y-Cable


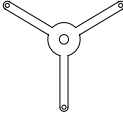
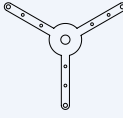
Warranty: 5-Year Limited Warranty*

ORDERING INFORMATION

FIXTURE	FINISH
WLPTH (18" STAKE MOUNT KIT)	VB (VINTAGE BRASS) 
	BR (BEADED BRASS) 

WLPTH — **VB** e.g. **WLPTHVB** = Vintage Brass 18" Stake Mount Kit

COMPATIBLE PRODUCTS

SKU	ITEM	
WLxxxxxx	Wash Light	
STB10BK	Tri-Stabilizer	
SPTRISTB	Large Tri-Stabilizer	

*Lifetime Warranty for certified installations. See terms and conditions of sale for details.