

CAS600/1 AMPLIFIER

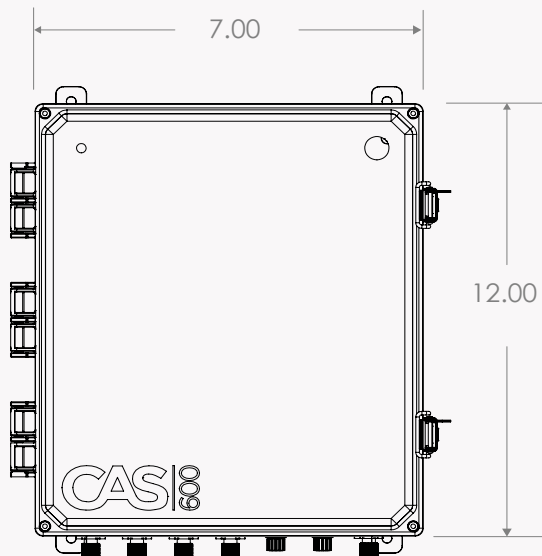
The CAS600/1 Amplifier is a single channel amplification system delivering 600 watts to up to 4 subwoofer(s). This system is designed to be used in direct burial or wall mount applications as a 600W amp systems that require a subwoofer. This pairs perfectly with our other CAS systems when additional subwoofers are required.

NOTES:

CAS should always be installed in a shady area if possible.



WHITE



CAS600/1 AMPLIFIER SPECIFICATIONS

Size (H x W x D): 14in x 12in x 7in

Weight: 8 lbs 3 oz (unloaded), 13 lbs 6 oz (loaded)

Construction: Polycarbonate & Stainless Steel

Max Subwoofers: 4 x 8 ohm

Power In: 600W 15VDC (not included)

Power Out: 600W

Impedance: Stable to 2 ohms

Mounting: Direct Burial or Wall (brackets included)

Speaker Connector: Coastal Connectors (CC & 5P)

Warranty: 2-Year Limited Warranty

ORDERING INFORMATION


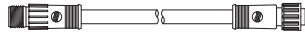
FIXTURE

CAS600/1 (CAS600/1 AMPLIFIER)

CAS600/1

e.g. **CAS600/1** = CAS600/1 Amplifier

ACCESSORIES

SKU	ITEM	
PS300GN	15V DC Power Supply - 300W	
CxxLL5P	5-Pin Line Level Extension Cables	
CPS1000	CPS1000 15V DC Power Supply	