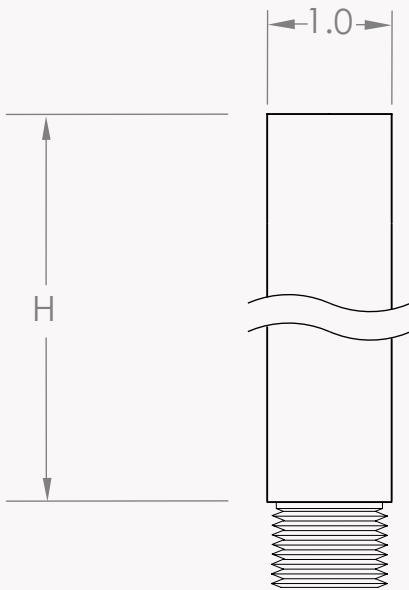


FIXED RISERS

The Fixed Risers are used to connect fixtures with 1/2" male threads to accessories with 3/4" female threads.



FIXED RISERS SPECIFICATIONS

Sizes: 2", 6", 12", 18", 24", 36", 48", 60", 72"

Weight: Varying

Construction: Solid Brass

Finish: Vintage, Beaded, White, Nickel, Copper






Threading: 1/2" NPSM Female, 3/4" NPSM Male

Fixture Compatibility: MR11/MR16 Bullet Light, MR16 Lamp Housing, & Wash Light

Mount Compatibility: 3/4" NPSM Stakes, 3/4" NPSM Flush Mounts

Warranty: 5-Year Limited Warranty*


ORDERING INFORMATION

FIXTURE	LENGTH (INCHES)	FINISH
Rxx (FIXED RISER)	2, 6, 12, 18, 24, 36, 48, 60, 72	VB (VINTAGE BRASS) 
		BR (BEADED BRASS) 
		WT (WHITE) 
		NI (NICKEL) 
		CU (COPPER) 

(ALL RISER HEIGHTS IN INCHES)

R
—
2
—
VB
e.g. **R2VB** = Vintage Brass Fixed 2" Riser

COMPATIBLE PRODUCTS

SKU	ITEM	
FM1/2xx	½" Flush Mount	

*Lifetime Warranty for certified installations. See terms and conditions of sale for details.