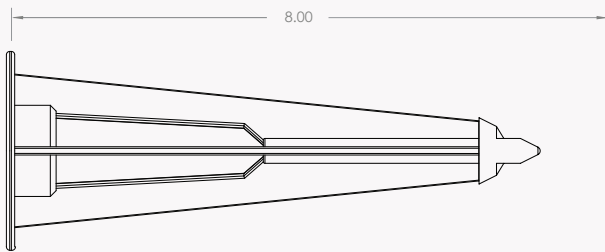
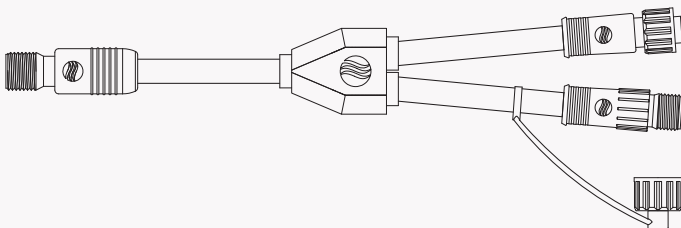


# STAKE MOUNT KIT

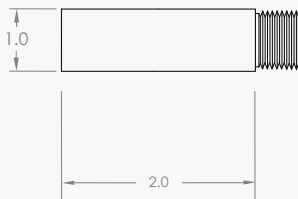
*The Stake Mount Kit* has all the components you need to install your Wash Light or other Direct Connect fixture in the most common method. This kit is designed to mount a Wash Light as an uplight in the ground in the same way as a FLEX Bullet Light. Includes (1) 8" Removable Tip Stake, (1) 2" Fixed Riser and (1) 6" CMC-CC Y-Cable to bring this fixture as close to FLEX as possible!



8" Removable Tip Stake



6" Direct Connect Y-Cable (CMC-CC)



2" Fixed Riser



VINTAGE



## STAKE MOUNT KIT SPECIFICATIONS

Size (H x W): See individual product page

Weight: See individual product page

Construction: Solid Brass

Finish: Vintage Brass

Mounting: Stake

Fixture Connector: CMC Female, CC Male,  
and CC Female

Wiring: 6" Direct Connect Y-Cable (CMC-CC)



Warranty: 5-Year Limited Warranty\*

# ORDERING INFORMATION

FIXTURE	FINISH
<b>STK8MTxx-KIT</b> (STAKE MOUNT KIT)	<b>VB</b> (VINTAGE BRASS) 

**STK8MTVB-KIT** e.g. **STK8MTVB-KIT** = Vintage Brass Stake Mount Kit

## COMPATIBLE PRODUCTS

SKU	ITEM	
WLxxxxxx	Wash Light	
BSC3xx	3" Bullet Speaker	

\*Lifetime Warranty for certified installations. See terms and conditions of sale for details.