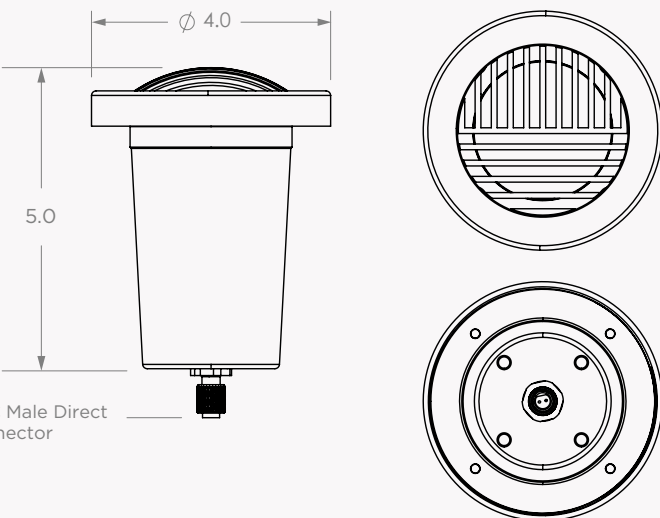


WELL LIGHT

The Well Light is a completely sealed compact fixture made of solid brass. All screws are concealed by a threaded escutcheon and the fixture can be installed using three screw-in stainless steel spikes to add additional stability if required. This fixture can accommodate all Coastal Source MR16 Lamps, including the 9W, allowing you to light incredibly tall objects from a very low profile fixture.



CMC Male Direct Connector



VINTAGE



WELL LIGHT SPECIFICATIONS

Size (H x W): 5in x 4in

Weight: 2.5 lbs

Construction: Solid Brass

Voltage: 7-18VAC/7-24VDC

Finish: Vintage Brass

Lamp: MR16 LED

Wattage: Maximum 9W G3 MR16 LED Lamp

Mounting: Direct Burial

Fixture Connector: CMC Male Direct Connector

Wiring: CMC Male Direct Connector


6" CMC Y-Cable (included)

Warranty: 5-Year Limited Warranty*

LANDSCAPE LIGHTING AND OUTDOOR AUDIO
[ENGINEERED] **FOR LIFE**




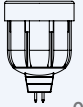





ORDERING INFORMATION

FIXTURE	FINISH
WELL (WELL LIGHT)	VB (VINTAGE BRASS) 

WELL — **VB** e.g. **WELLVB** = Vintage Brass Well Light

ACCESSORIES

SKU	ITEM				
M16xxWxx	MR16 LED Lamps (G3)		1.5W		3W
					6W
					9W
WLGLRSHDVB	Glare Reducing Shroud				
SPK8M6K4SS	Stainless Steel Spikes				

*Lifetime Warranty for certified installations. See terms and conditions of sale for details.